

29th July, 2020

# Kindergarten Class Homework for Summer Break Vol.1

Hi Kindergarten friends! Hope you have a good time at home. Teachers are missing you all!! Here's homework for you. Please work on it at home with your family. Hope you'll enjoy it!

## 1. Songs (K3, K4, K5)

Let's practice songs you have learned (listed on the news letter on the 27th July), let's learn some new songs!

- Some songs listed in the news letter (the 27th July)

♪ Pinocchio	<a href="https://www.youtube.com/watch?v=JV-D_K4drsA">https://www.youtube.com/watch?v=JV-D_K4drsA</a>
♪ Itsy Bitsy Spider	<a href="https://www.youtube.com/watch?v=w_ICi8U49mY">https://www.youtube.com/watch?v=w_ICi8U49mY</a>
♪ I've Got The Rhythm	<a href="https://www.youtube.com/watch?v=dnbayf6xC6w">https://www.youtube.com/watch?v=dnbayf6xC6w</a>
♪ Twinkle Twinkle Little Star	<a href="https://www.youtube.com/watch?v=NiRf84t4i5I">https://www.youtube.com/watch?v=NiRf84t4i5I</a>
♪ Six Little Ducks	<a href="https://www.youtube.com/watch?v=yGC9K3yEO9Y">https://www.youtube.com/watch?v=yGC9K3yEO9Y</a>



- Other songs

♪ Walking In the Jungle	<a href="https://www.youtube.com/watch?v=GoSq-yZcJ-4">https://www.youtube.com/watch?v=GoSq-yZcJ-4</a>
♪ If You Are Happy And You Know It	<a href="https://www.youtube.com/watch?v=cVlfYr31IRM">https://www.youtube.com/watch?v=cVlfYr31IRM</a>
♪ Once I Caught a Fish Alive	<a href="https://www.youtube.com/watch?v=LNmEFt8cQ_U">https://www.youtube.com/watch?v=LNmEFt8cQ_U</a>
♪ Old Macdonald Had a Farm	<a href="https://www.youtube.com/watch?v=c1KZV6ghRDE">https://www.youtube.com/watch?v=c1KZV6ghRDE</a>
♪ I Love The Mountains	<a href="https://www.youtube.com/watch?v=mmjbF3A30eQ">https://www.youtube.com/watch?v=mmjbF3A30eQ</a>





29th July, 2020

2. **Books** (Please refer to the list for each grade! **K3**, **K4**, **K5**)

<b>K3</b>	
<b>"In a People House"</b> <a href="https://www.youtube.com/watch?v=Lvw8WNS7Q68">https://www.youtube.com/watch?v=Lvw8WNS7Q68</a>	<b>"Little blue and little yellow"</b> <a href="https://www.youtube.com/watch?v=zBtCrYV4FM0">https://www.youtube.com/watch?v=zBtCrYV4FM0</a>
	

<b>K4</b>	
<b>"Wings on Things"</b> <a href="https://www.youtube.com/watch?v=hV7kZdTVUqI">https://www.youtube.com/watch?v=hV7kZdTVUqI</a>	<b>"Don't Call Me Bear!"</b> <a href="https://www.youtube.com/watch?v=FL2MPMvN9BM">https://www.youtube.com/watch?v=FL2MPMvN9BM</a>
	

<b>K5</b>	
<b>"Thelma the Unicorn"</b> <a href="https://www.youtube.com/watch?v=YAZkDnZPdJs">https://www.youtube.com/watch?v=YAZkDnZPdJs</a>	<b>"What Pet should I get?"</b> <a href="https://www.youtube.com/watch?v=nNVIRNUsdjw">https://www.youtube.com/watch?v=nNVIRNUsdjw</a>
	



### 3. Journal and Weather Observation

#### ➤ Journal **K3, K4, K5**

During summer break, let's try something continuous everyday - keeping a journal (diary)! Please prepare one notebook for a journal, but the style is up to you; it can be a diary with drawing or a couple of sentences to describe what you did that day, or how you felt about something you did...

#### ➤ Weather Observation

**K3:** Let's check and record the weather and temperature with more various expressions for the slight difference of the weather!

- K3 friends, you are already great at telling what the weather is like with simple expressions such as "it's sunny/rainy/snowy...". During this summer break, let's learn a little more vocabulary to express the slight difference between weathers and the senses you feel.

***\*Please refer to the vocabulary list below! ¶***

**K4:** Let's check and record the color of the sky, or color and shapes of the clouds!

- K4 friends, during summer break, let's focus on checking and recording the color of the sky, or the color and shapes of the clouds. *Is it light blue? Is it gray? Is it almost black? Do they look like an animal? How do you think it feels like if you can touch?*
- Also, let's learn more vocabulary to express the slight difference of the weather and senses you feel.

***\*Please refer to the vocabulary list below! ¶***

**K5:** Let's check and record the temperature observing a thermometer!

- K5's families, if you don't have a thermometer at home, please prepare one for them. (Thank you for your cooperation as always!)
- We always check the temperature by "how you feel" ("it's hot" "it's warm" ...), but this time, let's try it with a thermometer.
- The target is to have the children notice the connection between the temperature and the thermometer's red bar – "if it's higher, I feel hotter!!", "when it's lower, it feels cooler!!!"

#### For example

- Date, month, day
- **Weather observation...**  
Please refer to the description on the left!

- "What I did today..."
- "How I felt ..."
- It can be in both sentences and drawing



29th July, 2020

- Also, let's learn more vocabulary to express the slight difference of the weather and senses you feel

*\*Please refer to the vocabulary list below! 🇵🇰*

### Weather and senses vocabulary list

Sunny



#### Adjectives for sunny days

- **Blazing:** very bright and hot.
- **Shiny:** bright
- **Clear:** There are no clouds in the sky

#### Examples for sunny days

- It is **partly sunny**.
- It is **mostly sunny**
- It is a **shiny** day.
- **The sun** is so **bright**.
- There's a mix of **sun** and clouds today.
- **Blazing sun** is shining.
- It is **clear**.
- It is a **clear day**.

Cloudy



#### Adjectives for cloudy days

- **Gloomy:** dark and unhappy.

#### Examples for cloudy days

- What a **gloomy weather!**
- It's so **gloomy**.
- There is a **cloudy sky**.
- It's pretty **cloudy** outside.
- It's **mostly cloudy**.
- It's **overcast**.

Rainy



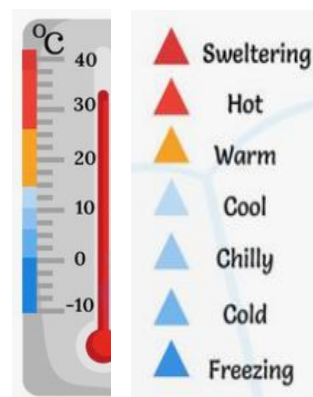
#### Nouns and adjectives for rainy days

- **Shower:** Short period of rain.
- **Pouring:** Raining heavily.
- **Drizzling:** Raining lightly.

#### Examples for rainy days

- ☹️ It's just **drizzling**.
- ☹️☹️ It's **raining**.
- ☹️☹️☹️ It's **pouring**.
- ☹️☹️☹️☹️ It's **bucketing down**.
- ☹️☹️☹️☹️☹️ It's **lashing**.
- ☹️☹️☹️☹️☹️☹️ It's **raining cats and dogs**.

### Temperature and senses



**Humid:** There is a lot of vapor in the air. When the air feels wet, heavy and sticky, this is an example of when it is humid.